

PICTURE A POEM!

- Pick one of the poems below and draw a funny picture inspired by it.
- You could imagine you are creating an illustration for a book.
- You might want to pick one part of the poem and draw that.

IF



If all the land were apple-pie
And all the the sea were ink;
And all the trees were bread and cheese,
What should we do for drink?

Anonymous

SNAP

Thanks for the photo
It really was nice
I put it in the attic
To Scare away the mice.

Anonymous



A WHALE OF A TIME

**A FUNNY POEM FOR
EVERY DAY OF THE YEAR**

Selected by Lou Peacock
Illustrated by Matt Hunt

**nosy
crow**

BOOK SPINE POETRY

Create a unique poem by using titles taken from book spines.

Step 1 - Choose between 5 and 8 books with titles you find funny or interesting

Step 2 - Organise the titles to create a poem


Step 3 - Write the book titles in the spines below

Step 4 - Give your poem a title at the top of the stack

TITLE.....



TIP: You could stack the books if you have them and take a picture of your spine poem!



A WHALE OF A TIME

A FUNNY POEM FOR EVERY DAY OF THE YEAR

Selected by Lou Peacock
Illustrated by Matt Hunt

A WAY WITH WORDS!

Create a poem from random words.

Step 1 – Cut out the words below, flip over and shuffle


Step 2 – Pick 4 words at random

Step 3 – Create a 4 line poem with one of your words in each line



Book	Whale	Pants	Dog
Noise	Dreams	Smile	Cheese
Cat	Ears	House	Happy
Carrot	Giggle	Baby	Green
Dinosaur	Wings	Rain	Screen

TIP: You can create your own list or cut out words from a magazine



A WHALE OF A TIME

A FUNNY POEM FOR EVERY DAY OF THE YEAR

Selected by Lou Peacock
Illustrated by Matt Hunt

**nosy
crow**